



M.P. POLLUTION CONTROL BOARD
PARYAWARAN PARISAR, E-5, ARERA COLONY, BHOPAL – 462016
Phone No : 0755-2466191, 2421425 Fax : 0755-2463742 E-mail : it_mppcb@rediffmail.com

No. 1043/HOPCB/E-Waste/2016

Bhopal, dt. 10/10/2016

To,

The Chairman,
Central Pollution Control Board,
Parivesh Bhavan, East Arjun Nagar,
Shahdara,
DELHI-110 032

Sub : Regarding submission of annual report year 2015-16 with respect to e-Waste (Management & Handling) Rules, 2011.

Sir,

As per the section 15 (1) of e-Waste (Management & Handling) Rules, 2011, the following information along with the annual report year 2015-16 is enclosed (Form-5) for necessary action. It is pertinent to mention that :

1. M P Pollution Control Board has conducted awareness workshops at Bhopal, Indore, Jabalpur, Dhar and Satna for the various stakeholders. Brief of the workshops are attached as Appendices – I, II, III, IV & V.
2. Board has also successfully implemented decentralized process of implementation of these rules by delegating powers to Regional Offices for granting authorization of collection centers in the state (Copy Encl – Annexure V)
3. For wide publicity and facilitations point of view, Board has placed the details of e-waste rules and other information regarding Govt. circulars, authorized collection centers/recyclers etc on the official web site of M P Pollution Control Board (Copy Encl – Annexure VI)
4. Micro level inventorization work has been completed by M P Pollution Control Board with financial help from Government of Madhya Pradesh. The inventorization covers all the components as mentioned in Schedule-I of E-Waste (Management & Handling) Rules, 2011. Final reports has been sent to State Government (Copy of Executive Summary Enclosed for your ready reference - Annexure VII)
5. Board has also pursuing the various stakeholders for maintaining records and submitting annual returns of the e-waste (Management & Handling) Rules, 2011 to the Board.


Cont.....2



//2//

6. Regional Offices have also issued notices to leading dealers of Electrical and Electronic equipments covered under schedule – I for implementation of e-waste (Management & Handling) Rules, 2011 in the state.
7. For general awareness point of view, Board has installed e-waste bins in the various offices and district head quarters. Board also encouraged the collection centers to install e-waste bins at various places.
8. The Government of M.P. has also directed and guided the stackholders like government department, Boards etc.(Encl – Annexure VIII)

Encl : As above


(A.A. MISHRA)
Member Secretary

Copy to :

1. Dy. Secretary, Govt. of M P, Department of Housing & Environment, Mantralaya, Bhopal for information please.
2. Zonal Officer, Zonal Office, Central Pollution Control Board, Bhopal for information please.

E-Waste (Management & Handling) Rules, 2011

ANNUAL REPORT

YEAR 2015-16



MADHYA PRADESH POLLUTION CONTROL BOARD
"PARYAVAN PARISAR", E-5 ARERA COLONY, BHOPAL - 462 016
Phone No : 0755-2466191, 2421425 Fax : 0755-2463742
Web Site : www.mppcb.nic.in Email : it_mppeb@rediffmail.com

E-Waste (Management & Handling) Rules, 2011

ANNUAL REPORT

YEAR 2015-16

CONTENTS

| S.No. | Description | Page No. |
|--------------|------------------------|-----------------|
| 1. | Form-5 | 1 |
| 2. | Annexure I | 2 |
| 3. | Annexure II | 3 |
| 4. | Annexure III | 4 |
| 5. | Annexure IV(A) & IV(B) | 5-6 |
| 6. | Annexure V | 7 |
| 7. | Annexure VI | 8 |
| 8. | Annexure VII | 9-18 |
| 9. | Annexure VIII | 19-21 |
| 10. | Appendices I | 22-41 |
| 11. | Appendices II | 42-69 |
| 12. | Appendices III | 70-77 |
| 13. | Appendices IV | 78-82 |



①

M.P. POLLUTION CONTROL BOARD
PARYAWARAN PARISAR, E-5, ARERA COLONY, BHOPAL – 462016
Phone No : 0755-2466191, 2421425 Fax : 0755-2463742 E-mail : it_mppcb@rediffmail.com

Form-5
[see rule 15 (1)]


To,

The Chairman,
Central Pollution Control Board,
Parivesh Bhavan, East Arjun Nagar,
Shahdara,
DELHI-110 032

1. Name of the State/Union territory : Madhya Pradesh
2. Name & Address of the State Pollution Control Board/Committee : Madhya Pradesh Pollution Control Board
Paryavaran Parisar, E/5, Arera Colony,
Bhopal (MP) -462016
- Number of authorized Producers, Collection Centers, Registered, Dismantler and Recyclers for Management of E-Waste in the State under these Rules: As per Annexure- I
3. Categories of waste collected along with their quantities on a monthly average basis: As per Annexure- II
4. A Summary Statement on Category wise and product wise quantity of e-waste collected: As per Annexure- II
5. Mode of treatment with details: As per Annexure- III
6. Brief details of collection, dismantling and recycling facilities: As per Annexure- IV(A) & IV(B)
7. Any other information (including any complaints, compliance status etc): As per Annexure- V, VI, VII, VIII
As per Appendices I, II, III, IV
8. Certified that the above information is for the period from 1 April 2015 to 31 March 2016

Date and Place

10/10/2016


(A.A. MISHRA)
Member Secretary



Annexure-I

List of E-Waste Authorized/Registered Collection Centers /Dismantler/ Recycler in

Madhya Pradesh

| S.No | Name of E-Waste Collection Centre/Dismantler/ Recycler | Capacity in MT /Annum |
|------|---|-----------------------|
| 1. | M/s Unique Eco Recycle, Plot No. 26, Palda, Nemawar Road, Indore (M.P.) - Dismantler & Recycler | 6000 |
| 2. | M/s Hostech Eco Management Pvt Ltd, Plot No. 27, Sector-C, Industrial Area, Sanwer Road Indore (M.P.) - Dismantler | 3720 |
| 3. | M/s Unique Eco Recycle (Collection Centre) 41, Sikh Moahlla, MG Road, Near Kothari Market, Indore (M.P.) – Collection Centre | 4.53 |
| 4. | M/s Global E-Waste Collection Centre, 12/2, Mahadev Nagar, Teipur gadbadi, Indore (M.P.) - Collection Centre | 4.53 |
| 5. | M/s Attero recycling Pvt Ltd., C/o Sequel Logistics Pvt Ltd., TNS Compound, Near Balaji toll kanta, lasudia Mori Police Station, Indore (M.P.) - Collection Centre | 272.15 |
| 6. | M/s Best (I) Pvt. Ltd. 204, B Block, II Floor, Silver Mall, RNT Marg, Indore (M.P.) - Collection Centre | 0.72 |
| 7. | M/s Bharti Airtel Ltd., C/o Agility logistics, Plot/Patwari halka no. 26/1 Opp. Omex city II, Mangliya Sadak A.B. Road, Indore (M.P.) - Collection Centre | 6.0 |
| 8. | ETA General Pvt. Ltd. C/o Aditya Agencies, Plot no. 111 S.R. Compound, Dewas naka, Indore (M.P.) - Collection Centre | 3.62 |
| 9. | M/s Sarthak Samudayik Vikas Avam Jan Kalyan Sansthan 597, New Categorized Market, Berasia road, Bhopal (M.P.) - Collection Centre | 2.478 |
| 10. | M/s Dalit Enterprises, House No. 7, Ram Phal Wali Gali, Kamla Park, Ginnori, Bhopal (M.P.) - Collection Centre | 8.335 |
| 11. | M/s Madiha Refrigeration & Scrap Works, Shop No. 5, Rafiquia School Road, Bhopal (M.P.) - Collection Centre | 0.1 |
| 12. | M/s J.S.Pigments Pvt Ltd., Plot No.-C, Nr Ek Minar Tol Kanta, New Kabadkhana, Bhopal (M.P.) Collection Centre | 0.5 |
| 13. | M/s Rauf Enterprises , Annapurna Warehouse, Village-Sarakiya, Tehsil- Goharganj, Ditt.-Raisen (M.P.) – Collection Centre | 150 |
| 14. | M/s Manmohan Kochar, E-Waste Collection Centre, 48, Narmada Road, Jabalpur (M.P.) – Collection Centre | 600 |
| 15. | M/s Electrovision Electronics Services India Pvt. Ltd 2254/B-5 Vinayak Duplex Right town, Jabalpur (M.P.) – Collection Centre | 500 |
| 16. | M/s Bharat Enviro Safe Corporation, 4 Goyal (baba) Complex, Ram Mandir, Phalka bazar, Lashkar, Gwalior (M.P.) – Collection Centre | 8.670 |
| 17. | M/s Green City E-Waste Collection Center, H.No. 87, Ward No. 26, Bansagar Colony, Pokhri Road. Rewa (M.P.) – Collection Centre | 3.63 |
| 18. | M/s Mishra Traders, Near Sitaram Petrol Pump, Satna (M.P.) Collection Centre | 1.0 |

Annexure-II

Categories of waste collected along with their quantities on a monthly average basis:-
(A). There are 08, E-Waste collection centre's authorized by R.O. Indore. Details are as follows:-

| S.No. | Name and Address of E-Waste Collection Centre | Authorized capacity of Collection Centre | E-Waste collected in Financial Year- 2015-16 (MT) | Monthly average. (MT) |
|-------|--|--|---|-----------------------|
| 1 | M/s Unique Eco Recycle (collection centre) 41, Sikh Mohalla M.G. Road.Near Kothari market Indore(M.P) | 5 T/Year | 0.323 | 0.027 |
| 2 | M/s Global E-waste collection centre 12/2 Mahadev Nagar Tejpur gadbadi Indore (M.P) | 5 T/Year | 1.555 | 0.130 |
| 3 | M/s Unique Echo Recycle, Plot No. 26, Palda Nemawar Road,Indore (M.P) | 6000 MT/Year | 198.003 | 16.50 |
| 4 | M/s Hostech Eco Management Pvt. Ltd .(E-Waste Recycling Unit) Plot No. 27, Sec-C,Industrial Area, Sanwer Road Indore(M.P) | 3720 MT/Year | 6.0 | 0.5 |
| 5 | M/s. Attero recycling Pvt. Ltd C/o Sequel Logistics Pvt. Ltd TNS Compound Near Balaji toll kanta,Lasudia Mori Indore (M.P) | 300 T/Year | IT-26.65 Non IT-46.42 | 6.09 |
| 6 | M/s. Best (I) Pvt.ltd.204-B, block II floor, silver mall R.N.T. Marg Indore (M.P) | 720 kg/Year | 0.01057 | 0.0009 |
| 7 | M/s. Bharti airtel Ltd C/o. Agility logistics,Plot /Patwari halka no 26/1 opposite Omex city II,Mangliya Sadak A.B Road Indore (M.P) | 6000 kg/Year | 32.0 | 2.67 |
| 8 | ETA General Pvt Ltd C/o Aditya Agencies, Plot no.111 S.R.Compound dewas naka Indore(M.P) | 4.0 T/Year | 0.184 | 0.0154 |

(B). There are following two Dismantler and Recycler under RO.Indore. These units are also collecting the E-Waste at their site along with the activities of dismantling and recycling. The name of these units have been included in the list of collection centres.

| S.No. | Name and Address of Dismantler and Recycler /Collection Centre | Storage E-Waste & capacity Authorized by the board. | Register of dismantler and recycler |
|-------|---|---|-------------------------------------|
| 1 | M/s Unique Echo Recycle, Plot No. 26, Palda Nemawar Road, Indore (M.P) | 6000 MT/Year | Self |
| 2 | M/s Hostech Eco Management Pvt. Ltd .(E-Waste Recycling Unit) Plot No. 27, Sec-C, Industrial Area, Sanwer Road Indore (M.P) | 3720 MT/Year | Self |

[Handwritten Signature]

Unique Eco Recycle process of E-waste management

4

Annexure - III

1. Inspections of material (on request)
2. Identified of hazardous and non hazardous material
3. Transportation
4. Collection
5. Dismantling
6. Segregation
7. Sorting hazardous and non hazardous material.



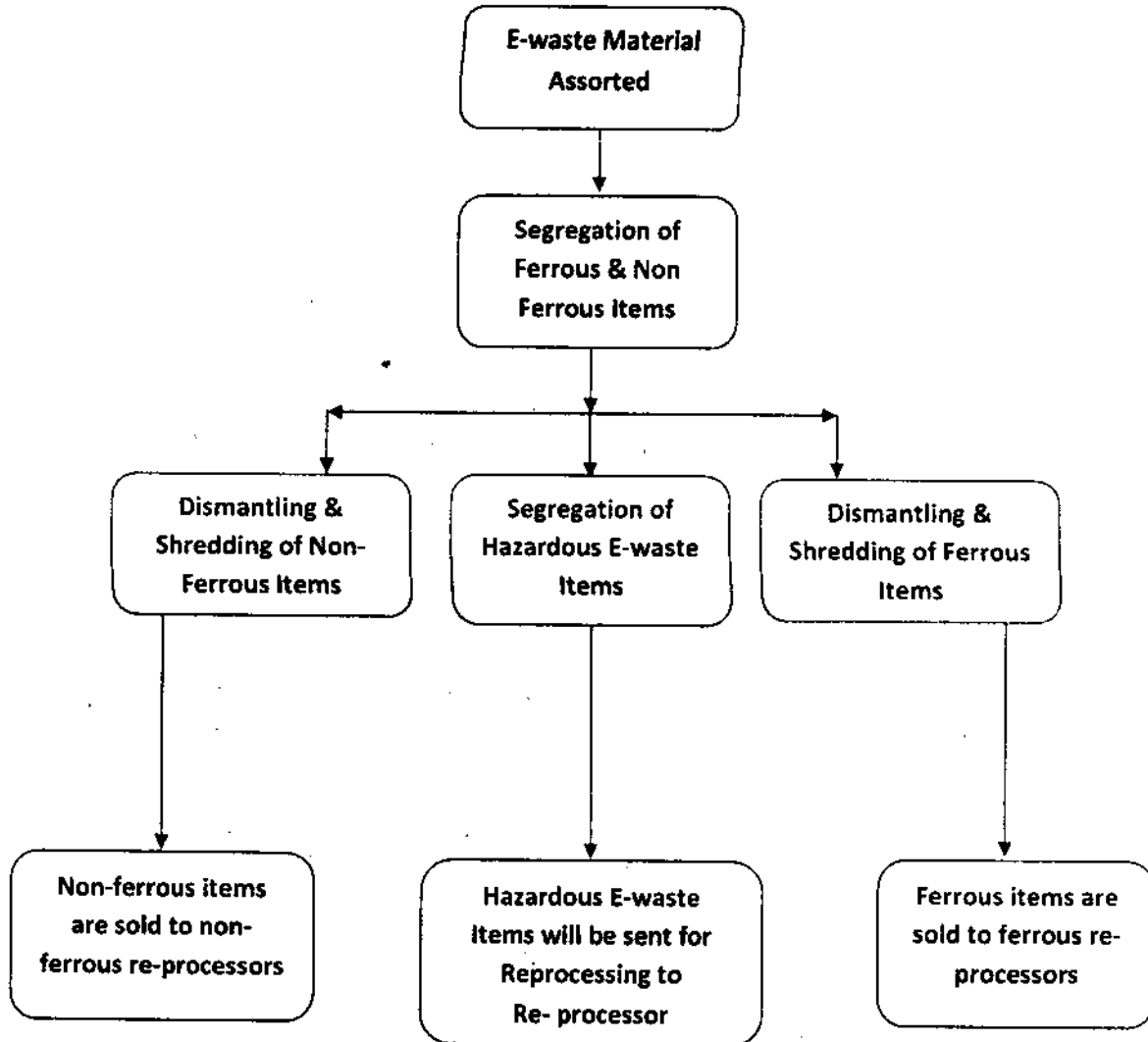
Processing

1. Repair.
2. Refurbish.
3. Reuse

Treatment of waste material

1. Shredding. (By intelligent Crusher)
2. CRT cutting by Nichrome wire heating and extract phosphorus from tube.
3. Cable stripped out (rubber and copper separate) by cable stripper.
4. Hazardous Material should be collect in separate room and sent to TSDF.

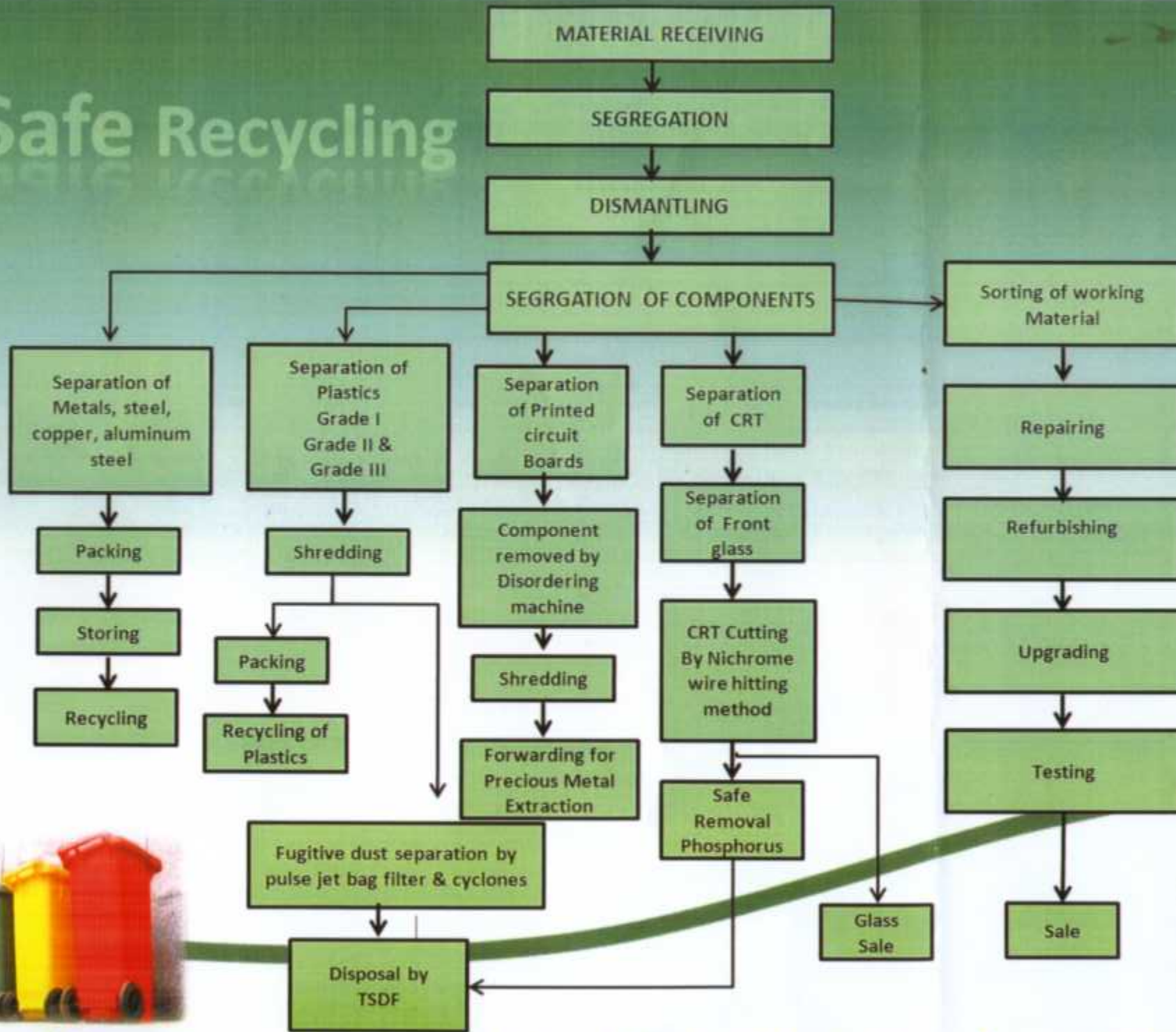
E-Waste Dismantling Process



M/s Hostech Eco Management
Pvt Ltd. (E-waste Recycling
Unit) P. No. 27 Sec - C
Industrial Area Sausen
Road Indore.

Safe Recycling

⑥
Annexure - IV (B)



मध्यप्रदेश प्रदूषण नियंत्रण बोर्ड

पर्यावरण परिसर, ई-5 सेक्टर, अरेरा कालोनी, भोपाल-16.

कमांक

/स्था/प्रनिबो/2012

भोपाल, दिनांक

-: कार्यालय आदेश :-

पर्यावरण एवं वन मंत्रालय की अधिसूचना कमांक 1035 (अ) दिनांक 12/05/2011 द्वारा जारी ई-अपशिष्ट (प्रबंध और हत्यालन) नियम, 2011 के नियम 18 की अनुसूची (III) द्वारा राज्य प्रदूषण नियंत्रण बोर्ड को प्रदत्त ई-अपशिष्टों के, संग्रहण, ग्रहण, भंडारण, परिवहन, भंजन, पुनःचकण और व्ययन करने वाले संस्थानों के पंजीयन करने संबंधी शक्तियों राज्य बोर्ड की 129 वीं बैठक दिनांक 28 अगस्त 2012 में लिये गये निर्णय अनुसार निम्नानुसार मध्य प्रदेश प्रदूषण नियंत्रण बोर्ड के अध्यक्ष/क्षेत्रीय अधिकारी को प्रत्यायोजित की जाती है :-

| क्र. | कार्य | प्राधिकारी |
|------|---|------------------------------------|
| 1. | ई-अपशिष्ट का सूचीकरण । | अध्यक्ष-क्षेत्रीय अधिकारी |
| 2. | प्राधिकार प्रदान करना और उसका नवीनीकरण । अ. ग्रहण, संग्रहण, भंजन एवं पुनःचकणकर्ता ब. संग्रहण, ग्रहण, भंडारण, परिवहन एवं व्ययन | अ. अध्यक्ष ब. क्षेत्रीय अधिकारी |
| 3. | ई-अपशिष्ट पुनः चकणकर्ताओं का रजिस्ट्रीकरण । | अध्यक्ष |
| 4. | प्राधिकार और रजिस्ट्रीकरण शर्तों की मॉनिटरिंग का अनुपालन की मॉनिटरिंग । | क्षेत्रीय अधिकारी |
| 5. | प्राधिकार आदि के लिये लगाई गई शर्तों की सूचना का रखरखाव की सूचना । | क्षेत्रीय अधिकारी |
| 6. | पर्यावरणीय रूप से सुदृढ़ पुनः चकण को प्रोत्साहित करने के लिये कार्यक्रमों का कार्यान्वयन करना । | क्षेत्रीय अधिकारी |
| 7. | इन नियमों के अतिक्रमण के विरुद्ध कार्यवाही करना | क्षेत्रीय अधिकारी |
| 8. | भारत सरकार के पर्यावरण एवं वन मंत्रालय द्वारा इन नियमों के अधीन प्रत्यायोजित अन्य कार्य । | अध्यक्ष |

(आर.के. जैन)

सदस्य सचिव

भोपाल, दिनांक 18-12-12

पृ०कमांक 3547 /स्था/प्रनिबो/2012

प्रतिलिपि :-

1. निज सचिव, अध्यक्ष, म०प्र० प्रदूषण नियंत्रण बोर्ड, भोपाल की ओर सूचनार्थ ।
2. समस्त क्षेत्रीय अधिकारी, तकनीकी शाखा, म०प्र० प्रदूषण नियंत्रण बोर्ड, भोपाल की ओर सूचनार्थ एवं पालनार्थ ।
3. श्री एच.एस.मालवीय, कार्यपालन यंत्री, म०प्र० प्रदूषण नियंत्रण बोर्ड, भोपाल की ओर सूचनार्थ एवं पालनार्थ ।
4. आर्डर बुक ।

(आर.के. जैन)

सदस्य सचिव



e-waste

[Govt of M. P. Order dt 27/11/2010](#)

[Govt of M.P. Order \(Letter No. F02-01/2010/56, Dated:08 August, 2014\)](#)

[Circular to All Government Department](#)

[Notices](#)

[e-waste Rules](#)

[Implementation of e-waste Rules 2011, Guidelines](#)

[List of Registered e-waste Dismantler/Recycler in the country](#)

[List of Registered e-waste Recyclers and Collection Centers in Madhya Pradesh](#)

[Executive Summary](#)

[Annual Report with Respect of e-waste \(M & H\) Rules 2011](#)

[Paper Cuttings of Workshops at Indore, Jabalpur Gwalior](#)



Madhya Pradesh Pollution Control Board

मध्य प्रदेश प्रदूषण नियंत्रण बोर्ड

E-waste is one of the fastest growing waste streams in the world. In developed countries, it equals 1% of total solid waste generation on an average. In this context, Ministry of Environment & Forest, Government of India at first notified E-waste guidelines followed by Hazardous Waste (Management, Handling & Transboundary) Rules in 2008. This was followed by formulation of E-waste (Management & Handling) Rules 2011, which came into effect from 1st May 2012. In order to implement these regulations, each state mandated to prepare their E-waste inventory which can assist State Pollution Control Boards (SPCB) to monitor & regulate E-waste Management as per E-waste rules. Each of the State Pollution Control Board's have been assigned the responsibility for inventorization of E-waste in their State, grant and renewal of authorization, registration of recyclers, monitoring of compliances of authorization and registration conditions and action against violation of these rules. In view of the dues and responsibility defined under the E-waste rule, 2011, Madhya Pradesh Pollution Control Board (MPPCB) has planned for inventorization of E-waste in the *four divisions in 1st Phase and six divisions in 2nd phase* for the State of Madhya Pradesh. IRG Systems South Asia Pvt. Ltd. has been assigned the task to carryout the inventorization in ten divisions of Madhya Pradesh. The current effort will assist to prepare an inventory of E-waste generated in the state so that an action plan can be formulated for future interventions.

The objective of the E-waste Assessment is to identify and quantify the E-waste generation for reuse, recycle and final disposal in the study area by adopting uniform approach and methodology. SoW as per ToR includes assessment of E-waste generation, present handling practices, storage, and channelization for its recycling or disposal, by producers, consumer, or bulk consumers. The report shall also include the detail list of producers, consumer or bulk consumers, collection centers, dismantlers and recyclers with the name, address contact no. and their practices for E-waste handling & management. Finally, the inventorization of E-waste shall be done for different categories (Information Technology and Telecommunication and consumer / household appliances) listed in schedule - 1 of E-waste Rules 2012. The study area includes Bhopal, Gwalior, Indore, Jabalpur, Chambal, Narmadapuram, Rewa, Sagar, Shahdol and Ujjain divisions of the state of Madhya Pradesh.

This final report has been compiled division-wise in six chapters. This report is being compiled giving inventory of various stakeholders and present handling practices, storages & channelization for recycling.

Some of the major features of E-waste regulation having implication on E-waste inventory assessment indicate that no target has been fixed to collect E-waste from the time of enforcement. Producer is not bound by any collection target. There are no mandatory provisions for producers in the rules to declare quantity of EEE placed in the market since 2012. No mechanism for tracking purchase of EEE by bulk consumers exists.



Madhya Pradesh Pollution Control Board मध्य प्रदेश प्रदूषण नियंत्रण बोर्ड

Therefore, monitoring of E-waste inventory through evaluation of Form 2 or Form 3 in accordance with Rule 4(9) of E-waste Rule by MPPCB in the state is possible only through the producers data obtained from centralized agency e.g. CPCB or the state where these producers are registered after 2012. CPCB data shows that as of September 2013. Therefore, MPPCB can track & monitor E-waste inventory in the state through the dismantler's / recycler's data obtained from centralized agency e.g. CPCB or the state where dismantler's / recycler's are registered. This also indicates that E-waste is either dismantled or recycled in informal sector in the state. Producers are majorly responsible for all the activities including financing of E-waste management. It indicates that producers may be fulfilling their responsibility through collection system catering to dismantlers & recycler within and outside the state. Therefore, collection centres registered in the state may offer a limited opportunity of E-waste inventory tracking & monitoring mechanism in the state. Assessment on the upstream side of the E-waste chain especially of both types of consumers (bulk & individual consumer), also indicate that only bulk consumer offer opportunity of E-waste inventory tracking & monitoring. Though, bulk consumers are required to maintain records of E-waste, they are not required to file the returns. Since no mechanism exist for tracking purchase of EEE by bulk consumers and producers are not required to declare quantity of EEE placed in the market since 2012, E-waste inventory assessment has to rely on available historical market research data. Therefore, there is need to identify different producers, profile of consumers & bulk consumers, collection centre, dismantlers & recyclers who are catering to E-waste in the state.

Tracer technique, which was pilot tested in Madhya Pradesh has been used in major urban centers/towns in Madhya Pradesh to fix E-waste trade value chain. A tentative E-waste trade value chain for study area which has emerged out of field work from tracer techniques indicates the following profile of stakeholders & their inventory.

Producers: EEE producers / manufacturers do not exist in the study area. However, their products are being sold in these divisions. Secondary data confirms that EEE producers do not have manufacturing facilities in these divisions and therefore they are not registered with MP Pollution Control Board. Since these producers are responsible for their products under EPR, their detailed inventory as per schedule 1 of E-waste (Management & Handling) rules are given in Annexure 1.

Distributors / Traders / Retailers: EEE from these producers are sold in the study area through Distributor / Trader / Retail network as well as directly through the company. Items like Centralized Data Processing, Mainframes, Minicomputers of Schedule 1 are used by large corporates, State and Central Government agencies falling under the category of bulk consumers whose profile is given below. Inventory of Distributors / Traders / Retailers selling items other than mentioned above in the study area are covered. However, retailers / dealers do not fall under the purview of E-waste (Management & Handling) Rules 2011, unless they serve as collection centre or drop off point.



Madhya Pradesh Pollution Control Board

मध्य प्रदेश प्रदूषण नियंत्रण बोर्ड

Consumers: There are two types of consumers, which are found in the ten divisions of study area. Individual Consumers & Bulk Consumers. Inventory of bulk consumers also covered.

Collection Centres / Channel: Tracer analysis indicates that EEE, which becomes E-waste in the study area partly gets collected & transported in the informal sector and partly in formal sector. Primary survey carried out through Tracer technique indicates that bulk of E-waste generated in the study area goes to informal sector. Majority of the producer / manufacturer have established collection channel in the study area. These collection channels work through following mechanism.

1. Single point call centre
2. Distributors / Retailers
3. Service Centres
4. Physically established collection centre / drop off point

The producers use a combination of these mechanisms. Inventory of Service centres in the study area and inventory of Physically established collection centres are also covered. Majority of producers use call centre as well as dealer's network for collection of E-waste. There are two possibilities of onward transportation & disposal of E-waste. The first possibility is the disposal through informal sector & the second is through registered recycler.

E-waste is collected & dismantled in informal sector in the study area. Further, its major fractions are transported outside the state mainly to Delhi through informal sector traders. An inventory location of major scrap vendor / dismantler, temporary stockpile site / informal collection centre & landfill site is described.

Small scrap dealer purchase waste from Household / Commercial Area / Institution, etc. At first stage, they segregate the waste than break the item and collect valuable items like Aluminum, Copper, Iron & Steel, Compressor, motor, etc. from E-waste. They sell their collected item to the large scrap dealer. They visit nearby area on daily/weekly basis and purchase the waste. These scrap dealers are not licensed by the municipalities but are part of the networks of large scrap dealers. Dismantling and segregation of E-waste occurs in a major way at large scrap dealers. Inventory of hotspots, identified in the study area have been geographically shown & also mapped. Some of the major findings of the disposal mechanism are:

- Electronic items goes to mechanic shops from households for repairing, and mechanic replace damaged / defunct parts/components from it and then they sold it to scrap dealers.
- Mechanics sell E-waste to scrap dealer by weight mainly of ICT items (IT as per Schedule 1) at Rs. 200-250 per kg
- Scrap vendors sold E-waste to scrap dealer by weight at Rs. 150-250 per kg



Madhya Pradesh Pollution Control Board

- Scrap vendors sold damage mobile phone to scrap dealer as individual piece at Rs. 20-25 per piece
- Scrap dealer comes from Delhi yearly twice/thrice usually at the time of Bishwakarma Puja and Diwali for collecting of E-waste
- CPCB data shows that as of September 2013, Madhya Pradesh has Hostech Eco Management Pvt. Ltd. & M/s Unique Echo Recycle has two E-waste dismantler / recycler, both located at Indore having a licensed capacity of 750 MTA & 6000 MTA. Therefore, this indicates that E-waste is either dismantled or recycled in both formal and informal sector in state because of their limited capacity. Further, there is no organized mechanism for collection, transportation and disposal of E-Waste in Bhopal, Gwalior, Indore, Jabalpur, Chambal, Narmadapuram, Rewa, Sagar, Shahdol and Ujjain divisions of Madhya Pradesh.
- No mechanism exists in the state to monitor and track its inventory, collection, transportation and disposal.

The entire amount of E-waste from these towns is transported to Delhi for dismantling and further supply to Delhi market. Photo documentation captured district-wise for the all the divisions of Bhopal, Gwalior, Indore, Jabalpur, Chambal, Narmadapuram, Rewa, Sagar, Shahdol and Ujjain divisions of Madhya Pradesh is also described.

Repair Shops (AC/WM/REF): One person repairs one of these items every day. E-waste fractions/ waste Parts, like plastic body of these items, etc. is dumped into community bin and valuable item sold to nearby scrap dealer. Some of the respondent informed that Item which is not in repairable condition is returned to the owner of the product who in turn sells to the scrap dealer. Majority of the product are in repairable condition.

Repair Shops (TV / PC / Mobile Phone): Majority of mobile phones, TV & computers repair shop owners are local citizens. Waste Parts, like plastic body of these items, etc. are dumped into community bin and valuable item sold to nearby scrap dealer. They also store valuable item and use it to repair other EEE. In case of mobile phone, they utilize maximum parts while waste parts are dumped in municipal bin. Majority of the product are in repairable condition.

The description of each of these methods and constraints & advantages of each of these methods discussed. The data requirement for each methodology based on mathematical expressions is also described. The extent of data required depends on the extent of geographical boundary, which could be national, regional or city boundary. Conceptually, the source of data can be identified by understanding the "material flow chain" within the given geographical boundary. A list of sources of data in study area, which was required for application of inventory assessment methodology . A sample of filled questionnaire using in field survey . Workshop presentation given in Bhopal, Gwalior, Indore and Jabalpur division of Madhya Pradesh. District wise and item wise breakup of EEE installed base for all the divisions for Air Conditioners, refrigerator, washing machine, personal computers, cellular telephones, TVs and other items as per schedule 1 market size is described. District wise and item wise E-waste



Madhya Pradesh Pollution Control Board मध्य प्रदेश प्रदूषण नियंत्रण बोर्ड

inventory projection for all the divisions in numbers and weights is discussed for Bhopal, Gwalior, Indore, Jabalpur, Chambal, Narmadapuram, Rewa, Sagar, Shahdol and Ujjain divisions of Madhya Pradesh starting from 2011 till 2020.

Data matrix versus methodology used for E-waste inventory assessment indicates "Market Supply" method and "Carnegie Mellon" method can be applied for WEEE / E-waste inventory assessment in Bhopal, Gwalior, Indore, Jabalpur, Chambal, Narmadapuram, Rewa, Sagar, Shahdol and Ujjain divisions of Madhya Pradesh. However, a combination of Carnegie Mellon method & tracer tracking has been selected for inventory assessment since it covers all the aspects of material flow chain. Assessment of data from these stakeholders through tracer tracking has resulted in assessment of obsolescence rate or average life of equipment described in chapter 5. Major sources of secondary data included Saturation Level – National census data was obtained from office of the Registrar General & Census Operation, Govt. of India, National Sample Survey Organization (NSSO), Department of Statistics, Government of India, State Statistics from Department of Statistics, Government of Madhya Pradesh, Telecom Regulatory Authority of India (TRAI), Ministry of Communications & Information Technology (MOCIT), Government of India, Industry Association like Manufacturers Association for Information Technology (MAIT), Electronic Industries Association of India (ELCINA), Telecom Equipment Manufacturers Association of India (TEMA) & Research Institutions e.g. National Council for Applied Economic Research (NCAER). Data related to average life time, storage data, reuse, recycling & disposal at landfill site was obtained through "tracer tracking" technique & primary survey.

In **Bhopal division** data analysis shows that cell phone have the highest installed base followed by Computers, TV, printers, fixed line telephone, refrigerators, washing machines and Air Conditioners. Bhopal has the highest installed base of all the items followed by Rajgarh & other districts of Bhopal division. In **Gwalior division** data analysis shows that cell phone have the highest installed base followed by Computers, TV, printers, fixed line telephone, refrigerators, washing machines and Air Conditioners. Gwalior has the highest installed base of all the items followed by Shivpuri, Ashoknagar, Guna, & Datia districts of Gwalior division in Madhya Pradesh. In **Indore division** data analysis shows that cell phone have the highest installed base followed by Computers, TV, printers, fixed line telephone, refrigerators, washing machines and Air Conditioners. Indore has the highest installed base of all the items followed by Dhar, Khargone, Barwani, Jhabua, Alirajpur, Khandwa & Burhanpur districts of Indore division. In **Jabalpur division** data analysis shows that cell phone have the highest installed base followed by Computers, TV, printers, fixed line telephone, refrigerators, washing machines and Air Conditioners. Jabalpur has the highest installed base of all the items followed by Balaghat, Chhindwara, Dindori, Katni, Mandla, Narsingpur, Seoni and Jabalpur districts of Jabalpur division. In **Chambal division** data analysis shows that cell phone have the highest installed base followed by Computers, TV, printers, fixed line telephone, refrigerators, washing machines and Air Conditioners. Morena has the highest installed base of all the items followed by Bhind and Sheopur districts of Chambal division. In **Narmadapuram (Hoshangabad) division** data analysis shows that cell phone have the highest installed base followed by Computers, TV, printers, fixed line



Madhya Pradesh Pollution Control Board मध्य प्रदेश प्रदूषण नियंत्रण बोर्ड

telephone, refrigerators, washing machines and Air Conditioners. Narmadapuram (Hoshangabad) has the highest installed base of all the items followed by Betul and Harda districts of Narmadapuram (Hoshangabad) division. In **Rewa division** data analysis shows that cell phone have the highest installed base followed by Computers, TV, printers, fixed line telephone, refrigerators, washing machines and Air Conditioners. Rewa has the highest installed base of all the items followed by Satna and Sidhi districts of Rewa division. In **Sagar division** data analysis shows that cell phone have the highest installed base followed by Computers, TV, printers, fixed line telephone, refrigerators, washing machines and Air Conditioners. Sagar has the highest installed base of all the items followed by Chhatarpur, Tikamgarh, Damoh and Panna districts of Sagar division. In **Shahdol division** data analysis shows that cell phone have the highest installed base followed by Computers, TV, printers, fixed line telephone, refrigerators, washing machines and Air Conditioners. Shahdol has the highest installed base of all the items followed by Anuppur, Umaria and Dindori districts of Shahdol division. In **Ujjain division** data analysis shows that cell phone have the highest installed base followed by Computers, TV, printers, fixed line telephone, refrigerators, washing machines and Air Conditioners. In Dewas cellular phone, fixed line phone, TV, washing machine and refrigerator has the highest installed base followed by Mandsaur, Neemuch, Ratlam, Shajapur, Ujjain and Agar-Malwa districts of Ujjain division. In Ujjain, computer and AC has the highest installed base followed by Dewas, Mandsaur, Ratlam, Neemuch, Shajapur and Agar-Malwa districts of Ujjain division.

Bhopal division inventory indicate that E-waste generation ranges from *17970.04 MT/Y in 2011 to 62928.76 MT/Y in 2020*. In 2013, E-waste in metric tons from TV (CRT/LCD/LED) constitutes 60% of the total inventory followed by refrigerator (23%), Washing machine (9%), Computer (3%), Cellular phone (2%), Air conditioner (2%), Fixed Line Phone (1%) & Printer (0%). In 2020, it is expected that E-waste from TV (CRT/LCD/LED) will constitute about 37% of the total inventory followed by Computer (31%), Refrigerator (16%), Washing machine (7%), Cellular phone (5%), Printer (3%), Air conditioner (1%) & Fixed Line Phone (0%). **Gwalior division** inventory division indicate that E-waste generation ranges from *15324.09 MT/Y in 2011 to 47668.31 MT/Y in 2020*. In 2013, E-waste in metric tons from TV (CRT/LCD/LED) constitutes 63% of the total inventory followed by refrigerator (21%), Washing machine (8%), Cellular phone (3%), Air conditioner (2%), Computer (2%), Fixed Line Phone (1%) & Printer (0%). In 2020, it is expected that E-waste from TV (CRT/LCD/LED) (43%), computer will constitute about 25% of the total inventory followed by Refrigerator (16%), Washing machine (7%), Cellular phone (5%), Printer (3%), Air conditioner (1%) & Fixed Line Phone (0%). **Indore division** inventory indicate that E-waste generation ranges from *31164.33 MT/Y in 2011 to 99031.42 MT/Y in 2020*. In 2013, E-waste in metric tons from TV (CRT/LCD/LED) constitutes 51% of the total inventory followed by Air conditioner (21%), refrigerator (14%), Washing machine (9%), Computer (2%), Cellular phone (2%), Fixed Line Phone (1%) & Printer (0%). In 2020, it is expected that E-waste from TV (CRT/LCD/LED) will constitute about 36% of the total inventory followed computer by (26%), Air conditioner (15%), Refrigerator (11%), Washing machine (7%), Cellular phone (4%), Printer (1%), & Fixed Line Phone (0%). **Jabalpur division** inventory



Madhya Pradesh Pollution Control Board मध्य प्रदेश प्रदूषण नियंत्रण बोर्ड

indicate that E-waste generation ranges from **30458.32 MT/Y in 2011 to 82646.08 MT/Y in 2020**. In 2013, E-waste in metric tons from TV (CRT/LCD/LED) constitutes 56% of the total inventory followed by Air conditioner (15%), refrigerator (15%), Washing machine (9%), Computer (2%), Cellular phone (2%), Fixed Line Phone (1%) & Printer (0%). In 2020, it is expected that E-waste from TV (CRT/LCD/LED) (40%) will constitute about of the total inventory followed by computer 23%, Air conditioner (12%), Refrigerator (12%), Washing machine (8%), Cellular phone (4%), Printer (1%), & Fixed Line Phone (0%). **Chambal division** inventory indicate that E-waste generation ranges from **7803.32 MT/Y in 2011 to 24270.56 MT/Y in 2020**. In 2013, E-waste in metric tons from TV (CRT/LCD/LED) constitutes 67 % of the total inventory followed by refrigerator (17 %), Washing machine (8 %), Cellular phone (3 %), Air conditioner (2 %), Computer (2 %), Fixed Line Phone (1 %) & Printer (0 %). In 2020, it is expected that E-waste from TV (CRT/LCD/LED) (48 %), computer will constitute about 23 % of the total inventory followed by Refrigerator (14 %), Washing machine (6 %), Cellular phone (6 %), Printer (2 %), Air conditioner (1 %) & Fixed Line Phone 0 %). **Narmadapuram (Hoshangabad) division** inventory indicate that E-waste generation ranges from **6648.37 MT/Y in 2011 to 19432.79 MT/Y in 2020**. In 2013, E-waste in metric tons from TV (CRT/LCD/LED) constitutes 66% of the total inventory followed by refrigerator (18%), Washing machine (9%), Cellular phone (2%), Air conditioner (2%), Computer (2%), Fixed Line Phone (1%) & Printer (0%). In 2020, it is expected that E-waste from TV (CRT/LCD/LED) (46%), computer will constitute about 24% of the total inventory followed by Refrigerator (15%), Washing machine (7%), Cellular phone (5%), Printer (2%), Air conditioner (1%) & Fixed Line Phone (0%). **Rewa division** inventory indicate that E-waste generation ranges from **9139.29 MT/Y in 2011 to 31462.79 MT/Y in 2020**. In 2013, E-waste in metric tons from TV (CRT/LCD/LED) constitutes 70% of the total inventory followed by refrigerator (16%), Washing machine (7%), Cellular phone (3%), Air conditioner (1%), Computer (2%), Fixed Line Phone (1%) & Printer (0%). In 2020, it is expected that E-waste from TV (CRT/LCD/LED) (45%), computer will constitute about 28% of the total inventory followed by Refrigerator (12%), Washing machine (5%), Cellular phone (6%), Printer (3%), Air conditioner (1%) & Fixed Line Phone (0%). **Sagar division** inventory indicate that E-waste generation ranges from **14426.66 MT/Y in 2011 to 43343.62 MT/Y in 2020**. In 2013, E-waste in metric tons from TV (CRT/LCD/LED) constitutes 66% of the total inventory followed by refrigerator (18%), Washing machine (8%), Cellular phone (3%), Air conditioner (2%), Computer (2%), Fixed Line Phone (1%) & Printer (0%). In 2020, it is expected that E-waste from TV (CRT/LCD/LED) (48%), computer will constitute about 22% of the total inventory followed by Refrigerator (14%), Washing machine (6%), Cellular phone (6%), Printer (3%), Air conditioner (1%) & Fixed Line Phone (0%). **Shahdol division** inventory indicate that E-waste generation ranges from **5426.88 MT/Y in 2011 to 16939.08 MT/Y in 2020**. In 2013, E-waste in metric tons from TV (CRT/LCD/LED) constitutes 68% of the total inventory followed by refrigerator (16%), Washing machine (8%), Cellular phone (3%), Air conditioner (2%), Computer (2%), Fixed Line Phone (1%) & Printer (0%). In 2020, it is expected that E-waste from TV (CRT/LCD/LED) (47%), computer will constitute about 25% of the total inventory followed by Refrigerator (13%), Cellular phone (6%), Washing machine (5%), Printer (3%),



Madhya Pradesh Pollution Control Board

मध्य प्रदेश प्रदूषण नियंत्रण बोर्ड

Air conditioner (1%) & Fixed Line Phone (0%). Ujjain division inventory indicate that E-waste generation ranges from *20559.16 MT/Y in 2012 to 55551.88 MT/Y in 2020*. In 2013, E-waste in metric tons from TV (CRT/LCD/LED) constitutes 59% of the total inventory followed by refrigerator (14%), Washing machine (10%), Air conditioner (12%), Cellular phone (2%), , Computer (2%), Fixed Line Phone (1%) & Printer (0%). In 2020, it is expected that E-waste from TV (CRT/LCD/LED) (43%), computer will constitute about 23% of the total inventory followed by Refrigerator (12%), Air conditioner (9%), Washing machine (8%), Cellular phone (4%), Printer (1%) & Fixed Line Phone (0%).

In Bhopal division some major observations are Operating margin for Television waste per kilogram is Rs. 5.97, for waste refrigerator is Rs. 4.49 per kilogram, For that of Air Conditioners is Rs. 16.76 per kilogram, scrap old Personal Computer is Rs. 7.23 per kg and waste cellular phones is Rs. 29.44 per kg. The operating margin ranges from Rs. 4.49 to Rs. 29.44 per kilogram. Scrap of Mobile / cellular phones gives the maximum operating margin of Rs. 29.44 while scrap from refrigerators gives the minimum profit of Rs. 4.49 per day. In

Gwalior division some major observations are Operating margin for Television waste per kilogram is Rs. 0.44. Operating margin for waste refrigerator is Rs. 11.46 per kilogram. For that of Washing Machine is Rs. 13.03 per kilogram. For that of Air Conditioners is Rs. 18.40 per kilogram. For scrap old Personal Computer is Rs. 6.98 per kg. For waste cellular phones is Rs. 24.20 per kg. The operating margin ranges from Rs. 0.44 to Rs. 24.20 per kilogram. Scrap of Mobile / cellular phones gives the maximum operating margin of Rs. 24.20 while scrap from television gives the minimum profit of Rs. 0.44 per kilogram.

In Indore division some major observations are Operating margin for Television waste per kilogram is Rs. 5.48, for waste refrigerator is Rs. 2.52 per kilogram, For that of Air Conditioners is Rs. 13.45 per kilogram, For scrap old Personal Computer is Rs. 6.69 per kg and For waste cellular phones is Rs. 24.43 per kg, The operating margin ranges from Rs. 2.52 to Rs. 24.43 per kilogram. Scrap of Mobile / cellular phones gives the maximum operating margin of Rs. 24.43 while scrap from refrigerators gives the minimum profit of Rs. 2.52 per day.

In Jabalpur division some major observations are operating margin for Television waste per kilogram is Rs. 2.73. Operating margin for waste refrigerator is Rs. 14.99 per kilogram. For that of Washing Machine is Rs. 17.14 per kilogram. For that of Air Conditioners is Rs. 24.67 per kilogram. For scrap old Personal Computer is Rs. 14.28 per kg and for waste cellular phones is Rs. 27.66 per kg. The operating margin ranges from Rs. 2.73 to Rs. 27.66 per kilogram. Scrap of Mobile / cellular phones gives the maximum operating margin of Rs. 27.66 while scrap from television gives the minimum profit of Rs. 2.73 per kilogram. This indicates that informal sector if brought into formal sector considering taxation involved will only dismantle / recycle cellular phones followed by ACs and WMs to some extent. Therefore, there is a need to formulate financial instrument for making dismantling / recycling of white goods viable.



Madhya Pradesh Pollution Control Board मध्य प्रदेश प्रदूषण नियंत्रण बोर्ड

In Chambal division some major observations are Operating margin for Television waste per kilogram is Rs. 0.44. Operating margin for waste refrigerator is Rs. 11.46 per kilogram. For that of Washing Machine is Rs. 13.03 per kilogram. For that of Air Conditioners is Rs. 18.40 per kilogram. For scrap old Personal Computer is Rs. 6.98 per kg. For waste cellular phones is Rs. 24.20 per kg. The operating margin ranges from Rs. 0.44 to Rs. 24.20 per kilogram. Scrap of Mobile / cellular phones gives the maximum operating margin of Rs. 24.20 while scrap from television gives the minimum profit of Rs. 0.44 per kilogram. This indicates that informal sector if brought into formal sector considering taxation involved will only dismantle / recycle cellular phones followed by ACs and WMs to some extent. Therefore, there is a need to formulate financial instrument for making dismantling / recycling of white goods viable.

In Narmadaputam (Hoshangabad) division some major observations are Operating margin for Television waste per kilogram is Rs. 0.44. Operating margin for waste refrigerator is Rs. 11.46 per kilogram. For that of Washing Machine is Rs. 13.03 per kilogram. For that of Air Conditioners is Rs. 18.40 per kilogram. For scrap old Personal Computer is Rs. 6.98 per kg. For waste cellular phones is Rs. 24.20 per kg. The operating margin ranges from Rs. 0.44 to Rs. 24.20 per kilogram. Scrap of Mobile / cellular phones gives the maximum operating margin of Rs. 24.20 while scrap from television gives the minimum profit of Rs. 0.44 per kilogram. This indicates that informal sector if brought into formal sector considering taxation involved will only dismantle / recycle cellular phones followed by ACs and WMs to some extent. Therefore, there is a need to formulate financial instrument for making dismantling / recycling of white goods viable.

In Rewa division some major observations are Operating margin for Television waste per kilogram is Rs. 0.44. Operating margin for waste refrigerator is Rs. 11.46 per kilogram. For that of Washing Machine is Rs. 13.03 per kilogram. For that of Air Conditioners is Rs. 18.40 per kilogram. For scrap old Personal Computer is Rs. 6.98 per kg. For waste cellular phones is Rs. 24.20 per kg. The operating margin ranges from Rs. 0.44 to Rs. 24.20 per kilogram. Scrap of Mobile / cellular phones gives the maximum operating margin of Rs. 24.20 while scrap from television gives the minimum profit of Rs. 0.44 per kilogram. This indicates that informal sector if brought into formal sector considering taxation involved will only dismantle / recycle cellular phones followed by ACs and WMs to some extent. Therefore, there is a need to formulate financial instrument for making dismantling / recycling of white goods viable.

In Sagar division some major observations are Operating margin for Television waste per kilogram is Rs. 0.44. Operating margin for waste refrigerator is Rs. 11.46 per kilogram. For that of Washing Machine is Rs. 13.03 per kilogram. For that of Air Conditioners is Rs. 18.40 per kilogram. For scrap old Personal Computer is Rs. 6.98 per kg. For waste cellular phones is Rs. 24.20 per kg. The operating margin ranges from Rs. 0.44 to Rs. 24.20 per kilogram. Scrap of Mobile / cellular phones gives the maximum operating margin of Rs. 24.20 while scrap from television gives the minimum profit of Rs. 0.44 per kilogram. This indicates that informal sector if brought into formal sector considering taxation involved will only dismantle / recycle cellular phones followed by ACs and WMs to some



Madhya Pradesh Pollution Control Board मध्य प्रदेश प्रदूषण नियंत्रण बोर्ड

extent. Therefore, there is a need to formulate financial instrument for making dismantling / recycling of white goods viable.

In **Shahdol division** some major observations are Operating margin for Television waste per kilogram is Rs. 0.44. Operating margin for waste refrigerator is Rs. 11.46 per kilogram. For that of Washing Machine is Rs. 13.03 per kilogram. For that of Air Conditioners is Rs. 18.40 per kilogram. For scrap old Personal Computer is Rs. 6.98 per kg. For waste cellular phones is Rs. 24.20 per kg. The operating margin ranges from Rs. 0.44 to Rs. 24.20 per kilogram. Scrap of Mobile / cellular phones gives the maximum operating margin of Rs. 24.20 while scrap from television gives the minimum profit of Rs. 0.44 per kilogram. This indicates that informal sector if brought into formal sector considering taxation involved will only dismantle / recycle cellular phones followed by ACs and WMs to some extent. Therefore, there is a need to formulate financial instrument for making dismantling / recycling of white goods viable.

In **Ujjain division** some major observations are Operating margin for Television waste per kilogram is Rs. 0.44. Operating margin for waste refrigerator is Rs. 11.46 per kilogram. For that of Washing Machine is Rs. 13.03 per kilogram. For that of Air Conditioners is Rs. 18.40 per kilogram. For scrap old Personal Computer is Rs. 6.98 per kg. For waste cellular phones is Rs. 24.20 per kg. The operating margin ranges from Rs. 0.44 to Rs. 24.20 per kilogram. Scrap of Mobile / cellular phones gives the maximum operating margin of Rs. 24.20 while scrap from television gives the minimum profit of Rs. 0.44 per kilogram. This indicates that informal sector if brought into formal sector considering taxation involved will only dismantle / recycle cellular phones followed by ACs and WMs to some extent. Therefore, there is a need to formulate financial instrument for making dismantling / recycling of white goods viable.

Market risks matrix highlight the availability of raw material, its collection and transportation as risks of high & medium intensities. Collection mechanism directly impacts the availability of raw material. Therefore, there is a need for both strict implementation of regulations as well as financial instrument for diverting E-waste inventory in to the formal sector.

मध्यप्रदेश शासन
सूचना प्रौद्योगिकी विभाग
मंत्रालय, वल्लभ भवन

क्रमांक: F 02- 01/2010/56

भोपाल, दिनांक 08 अगस्त, 2014

प्रति,

1. अपर मुख्य सचिव/प्रमुख सचिव/सचिव
शासन के समस्त विभाग
मंत्रालय, भोपाल।
2. अध्यक्ष, राजस्व मण्डल, ग्वालियर।
3. विभागाध्यक्ष, समस्त
मध्यप्रदेश।
4. संभागायुक्त, समस्त
मध्यप्रदेश।
5. जिला कलेक्टर, समस्त मध्यप्रदेश।
6. पुलिस अधीक्षक, समस्त, मध्यप्रदेश।
7. मुख्य कार्यपालन अधिकारी, समस्त जिला पंचायत, मध्यप्रदेश।

विषय: इलेक्ट्रॉनिक वेस्ट (ई-वेस्ट) के सुरक्षित निवर्तन के संबंध में निर्देश।

-----00-----

पर्यावरण एवं वन मंत्रालय, भारत सरकार के परिसंकटमय अपशिष्ट (प्रबंधन, हथालन एवं सीमापार संचालन) नियम 2008 के अन्तर्गत इलेक्ट्रॉनिक उत्पादों से निकलने वाला कचरा (ई-वेस्ट) भी सम्मिलित है। चूंकि इस ई-वेस्ट में अनेक प्रकार के खतरनाक रसायन शामिल होते हैं, अतः मध्यप्रदेश में कार्यरत सभी कार्यालयों/प्रतिष्ठानों में उत्पन्न होने वाले इलेक्ट्रॉनिक वेस्ट का प्रबंधन एवं निस्तारण करना आवश्यक है। इसी परिप्रेक्ष्य में पर्यावरण एवं वन मंत्रालय, भारत सरकार द्वारा ई-वेस्ट (प्रबंधन एवं संचालन) नियम 2011 अधिसूचित किये गये हैं जो कि 01 मई, 2012 से प्रभावी हैं।

परिसंकटमय अपशिष्ट (प्रबंधन, हथालन एवं सीमापार संचालन) नियम 2008 के अनुसार वे सभी व्यक्ति, जो इलेक्ट्रिकल तथा इलेक्ट्रॉनिक उपकरणों का उपयोग करते हैं, उपभोक्ता की श्रेणी में आते हैं। समस्त केन्द्रीय एवं राज्य शासन के विभाग, सार्वजनिक उपक्रम, बैंक, निजी कंपनियां, शैक्षणिक संस्थान, अंतर्राष्ट्रीय प्रतिष्ठान तथा कारखाना अधिनियम 1948 कंपनी नियम-1956 अथवा समिति पंजीयन अधिनियम 1860 के अन्तर्गत कार्यरत अथवा पंजीकृत संस्थान, सूक्ष्म, लघु एवं मध्यम उद्यम विकास नियम 2006 के अन्तर्गत कार्यरत एजेंसियों को "बल्क कन्ज्यूमर्स" की श्रेणी में रखा गया है। इन समस्त कार्यालयों एवं संस्थाओं से नियमों के अन्तर्गत यह अपेक्षा की गई है कि ई-वेस्ट को पर्यावरण की दृष्टि से अनुकूल प्रबंधन तकनीक के द्वारा उसके निस्तारण हेतु वह सभी कदम उठाये जायें, जिससे उनमें विद्यमान खतरनाक तत्वों से किसी भी प्रकार का विपरीत प्रभाव स्वास्थ्य एवं पर्यावरण पर न पड़े।

अतः प्रत्येक उपभोक्ता (जो इलेक्ट्रिक एवं इलेक्ट्रॉनिक उत्पादों का उपयोग करता है) का यह अधिकार है कि वह उपभोक्ता को ही सौंपे। नियमानुसार बल्क कन्ज्यूमर को प्रत्येक वर्ष 30 जून तक विचाराधीन वित्तीय वर्ष के समाप्ति पर रिटर्न फार्म-3 में मध्यप्रदेश प्रदूषण नियंत्रण मंडल कार्यालय में जमा कराना आवश्यक है।

प्रायः यह देखा गया है कि इस तरह के ई-वेस्ट को निविदा/नीलामी कर कबाड़ के रूप में बेच दिया जाता है जो कि नियम विरुद्ध है। यहाँ यह स्पष्ट किया जाता है कि इलेक्ट्रॉनिक वेस्ट को भारत सरकार के केन्द्रीय प्रदूषण नियंत्रण बोर्ड से पंजीकृत रिसायकलर्स के माध्यम से ही निष्पादित किया जाना चाहिए। यहाँ यह उल्लेखनीय है वर्तमान में पंजीकृत रिसायकलर्स की सूची में मध्यप्रदेश में मेसर्स यूनिक ईको रिसाईकल, प्लॉट नं. 26, इण्डस्ट्रियल एरिया, पालदा, इन्दौर (म.प्र.) अधिकृत है।

उपरोक्त संदर्भ में यह अपेक्षित है कि विभाग/कार्यालय में परिसंकटमय अपशिष्ट (प्रबंधन, ह्यालन एवं सीमापार संचालन) नियम 2008 तथा ई-वेस्ट (प्रबंधन एवं संचालन) नियम 2011 का भलीभांति अध्ययन कर आपके विभाग के अन्तर्गत आनेवाले सभी कार्यालयों/ प्रतिष्ठानों/ निगम/ मण्डलों आदि को ई-वेस्ट जिसमें कम्प्यूटर्स तथा इसकी एसेसरीज जैसे- प्रिन्टर, मानिटर, सीपीयू, फैक्स, मशीन, पीबीएक्स मशीन, सीडी, डीव्हीडी, लैपटाप, मोबाइल, टीवी, यूभीएस आदि के कचरे को पर्यावरण- मित्र एवं नियमानुसार निर्वतन करने हेतु आवश्यक निर्देश जारी करने का कष्ट करें।



(हरिरंजन राव)

सचिव

मध्यप्रदेश शासन

सूचना प्रौद्योगिकी विभाग

पृ.क्रमांक: F02-01/2010/56

भोपाल, दिनांक 08 अगस्त, 2014

प्रतिलिपि-

1. प्रमुख सचिव, महामहिम राज्यपाल, राजभवन, मध्यप्रदेश भोपाल।
2. प्रमुख सचिव, माननीय मुख्यमंत्री जी, मध्यप्रदेश शासन, मंत्रालय भोपाल।
3. समस्त माननीय मंत्री/राज्यमंत्री के निज सचिव/निज सहायक, मध्यप्रदेश, भोपाल।
4. प्रमुख सचिव (समन्वय), मुख्य सचिव, कार्यालय, मंत्रालय, मध्यप्रदेश शासन, भोपाल।
5. अध्यक्ष, मध्यप्रदेश व्यावसायिक परीक्षा मण्डल/अध्यक्ष, माध्यमिक शिक्षा मण्डल, भोपाल।
6. महानिदेशक, प्रशासन अकादमी, मध्यप्रदेश, भोपाल।
7. प्रमुख सचिव, मध्यप्रदेश विधानसभा सचिवालय, भोपाल।
8. रजिस्ट्रार जनरल, उच्च न्यायालय, मध्यप्रदेश, जबलपुर।
9. सचिव, लोकोच्युक्त, मध्यप्रदेश, भोपाल।

10. सचिव, मध्यप्रदेश लोक सेवा आयोग, इन्दौर।
11. मुख्य निर्वाचन पदाधिकारी/सचिव राज्य निर्वाचन आयोग, मध्यप्रदेश, भोपाल।
12. महाधिवक्ता/उप महाधिवक्ता, मध्यप्रदेश, जबलपुर/इन्दौर/ग्वालियर।
13. महालेखाकार, मध्यप्रदेश, ग्वालियर/भोपाल।
14. प्रमुख सचिव/सचिव/उप सचिव, मध्यप्रदेश शासन, सामान्य प्रशासन विभाग।
15. आयुक्त, जनसंपर्क, मध्यप्रदेश, भोपाल।
16. अवर सचिव, मध्यप्रदेश शासन, सामान्य प्रशासन विभाग, अधीक्षण/ अभिलेख/ पुस्तकालय।
17. अध्यक्ष, शासन के समस्त मान्यता प्राप्त कर्मचारी संघ, मध्यप्रदेश।
18. प्रबंध संचालक, म.प्र. राज्य इलेक्ट्रॉनिक्स विकास निगम, स्टेट आई.टी. सेन्टर, अरेरा हिल्स, भोपाल।
19. मुख्य कार्यपालन अधिकारी, म.प्र. एजेन्सी फॉर प्रमोशन ऑफ इन्फारमेशन टेक्नोलॉजी, स्टेट आई.टी. सेन्टर, अरेरा हिल्स, भोपाल।
20. राज्य सूचना विज्ञान अधिकारी, एन.आई.सी., विन्ध्याचल भवन, भोपाल।
21. जिला ई-गवर्नेंस मैनेजर्स, जिला ई-गवर्नेंस सोसायटीज, समस्त मध्यप्रदेश।
22. जिला प्रबंधक लोक सेवा, समस्त जिला।



(सुधीर कुमार कोचर)
उप सचिव
मध्यप्रदेश शासन
सूचना प्रौद्योगिकी विभाग